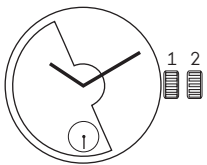

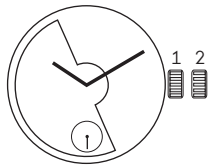

	Technical Guide			TG-19-C-008-E	G
	Made by: selrom	Date: 15.11.2011	3	Modifications: see last page	

CALIBRE 2200-2202

	Calibre 2200		Calibre 2202	
	Version A	Version B	Version A	Version D
1 1/2''' Ø 25,60 mm				
Height on movement	4.75 mm		4.85	
Power reserve	44 h	42 h	48 h	
Number of jewels	32	29	33	
Frequency	4 Hz (28'800 A/h)		3.5 Hz (21'600 A/h)	
Angle of lift	51°		38°	



Calibre 2200: Automatic movement, swiss pallet fork escapement, COSC-certified, balance system Etachron.

Calibre 2202: Automatic movement with Co-Axial escapement and Omega balance system without index.

Calibres 2200 and 2202: COSC-certified. Hour, minute and second hands at 6 o'clock.

Anthony Cousins
anthony@cousinsuk.com
Cousins Material House Ltd
23.02.2012

Anthony Cousins
anthony@cousinsuk.com
Cousins Material House Ltd
23.02.2012

	Page
Calibre 2200-2202	1-19
General Information for Calibre 2200-2202	3
For the following informations, see basic Technical Guide 1120	3
swiss pallet fork and 2500 Co-Axial escapement	3
For the following informations, see document «General information for Calibres 1120, 1128, 2007, 2200, 2202, 2300, 2403, 2500, 2610, 2627, 2628	3
Hand fitting height	3
Differences between versions 2200A-2200B and 2202A-2202D	4-6
Differences between versions 2200A and 2200B	4
Differences between versions 2202A and 2202D	5-6
Exploded view for Calibre 2200-2202	7-9
Assembling of mechanism 1	7
Assembling of mechanism 2	8
Assembling of mechanism 3	9
List & Spare parts list for Calibre 2200-2202	10-17
List & Spare parts list 2200	10
List & Spare parts list 2200	11
List & Spare parts list 2200	12
List & Spare parts list 2200	13
List & Spare parts list 2202	14
List & Spare parts list 2202	15
List & Spare parts list 2202	16
List & Spare parts list 2202	17
Specific information for Calibre 2200-2202	18
Magnetic friction / Hand fitting height	18
Modifications of Technical Guide for Calibre 2200-2202	19

Anthony Cousins
anthony@cousinsuk.com
Cousins Material House Ltd
23.02.2012

Anthony Cousins
anthony@cousinsuk.com
Cousins Material House Ltd
23.02.2012



General Information for Calibre 2200-2202

For the following informations, see basic [Technical Guide 1120 with swiss anker and 2500 with Co-Axial escapement](#):

- Exploded view (except Co-Axial and dial side)

For the following informations, see document «[General information for Calibres 1120, 1128, 2007, 2200, 2202, 2300, 2403, 2500, 2610, 2627, 2628](#)»:

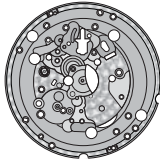
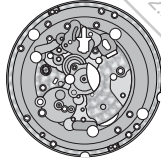






- Date correction
- Complete balance bridge
- Instantaneous rate
- Special lubrication
- Lubricants
- Cleaning and epilame-coated procedure
- Components that should not be epilam-treated
- Tightening and untightening torques according to screw thread size
- For additional informations, please consult respective Technical Guides
- Technical modifications on version «B»
- Runners for hand setting and hand setting force
- Mandatory tools
- List of programs of apparatus
- Checks of endshake
- Escapement system installation
- Balance bridge installation
- Disassembling the balance bridge
- Hand heights
- Winding stem function
- Technical data
- Instantaneous rate

Hand fitting height (into the spare parts lists)

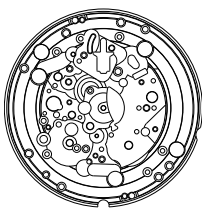









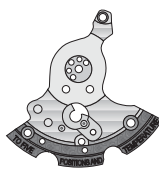
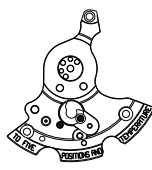

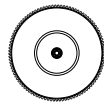
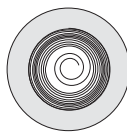
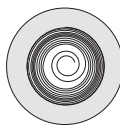
Components marked with an asterisk (*) are available different versions (color, height).













Differences between version 2200A and 2200B

	2200A (4 Hz)	2200B (4 Hz)
Main plate	 ref. 72222001002007 Engraved 2200A 1 magnet	 ref. 7222200B1002007 Engraved 2200B 2 magnets
Barrel bridge, jewelled, assembled	 ref. 72222001004107 ref. 722220010041N Number of jewels 32	 ref. 7222200B1004107 Number of jewels 29
Balance bridge	 ref. 72222001005824 ref. 722220010058N	 ref. 7222200B1005824
Additional second wheel	 ref. 7222200300304 Wheel with 5 arms	 ref. 7222200300304 ref. 7222200B300306 Wheel with 7 holes

Differences between version 2202A and 2202D

	2202A (4 Hz)	2202D (3.5 Hz)
Main plate	 ref. 72222002A1002007	 ref. 72222002D1002007
Barrel bridge, pre-assembled	 ref. 7222300A1004107 -----	 ref. 7222202D1004107 Enhanced
Wheel train bridge jewelled	 ref. 7222500B1004807	 ref. 7222500D1004807
Pallet fork bridge, pre-assembled	 ref. 72225001005707	 ref. 7222500D1005718
Balance bridge	 ref. 7222300A1005824	 ref. 7222202D1005818
Automatic device framework jewelled	 ref. 7222500B1203007	 ref. 7222500D1203018
Barrel complete	 ref. 722112020010	 ref. 7222500D20010
Slipping mainspring	 ref. 722112020102	 ref. 7222500D20102 Adaption of the mainspring









Differences between version 2202A and 2202D

	2202A (4 Hz)	2202D (3.5 Hz)
Oscillating weight pre-assembled	 ref. 7222202A2201006	 ref. 7222202D2201018
Intermediate escape wheel	 ref. 7222300A30039 -----	 ref. 7222500D30039 Adaption of the height
Co-Axial wheel	 ref. 7222500C30040 -----	 ref. 7222500D3004019 Modification of the pinion
Balance with timing screws, complete	 ref. 7222500C4005021	 ref. 7222500D4005021
Stop lever	 ref. 7222500C56070 Nouvelle géométrie	 ref. 7222500D56070 New Geometry

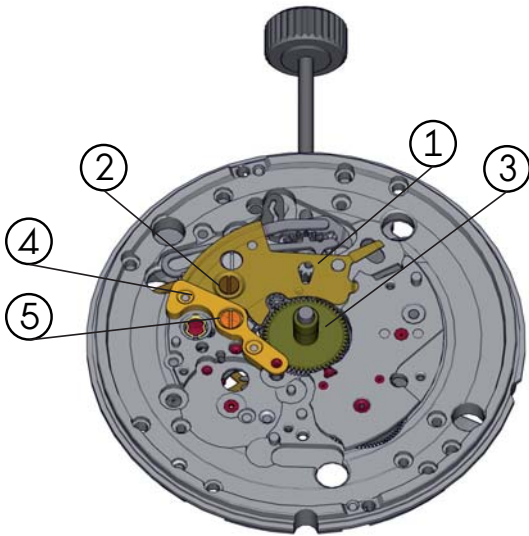


Fitting stages for calibre 2200-2202 - Assembling of mechanism 1

1.0 Parts for assembling





Movement holder	Minute train bridge	Screw for minute train bridge	Hour wheel	Escape wheel bridge	Screw for escape wheel bridge
Ref. 506 0117	①	②	③	④	⑤
	Ref. 10062	Ref. 3503	Ref. 31046**	Ref. 10055	Ref. 3514
					
	-----			-----	

2.0 Order to assembly





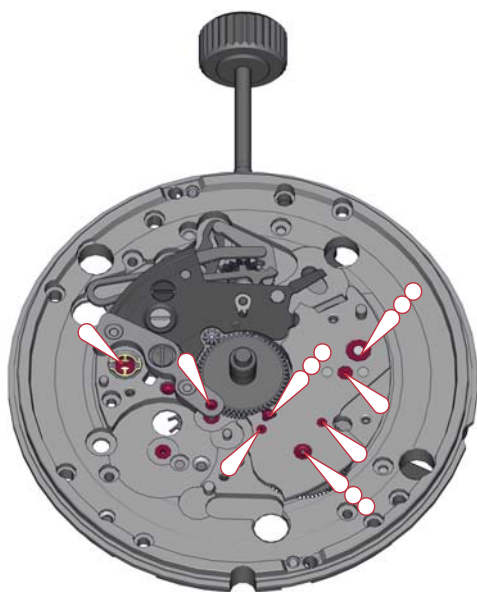
Fitting stages for calibre 2200-2202 - Assembling of mechanism 2

1.0 Parts for assembling

Movement holder	Additional second wheel	Additional intermediate wheel	Additional second wheel
Ref. 506 0117	①	②	③
	Ref. 30029	Ref. 30031	Ref. 300306
		•	
		+	

2.0 Pre-lubrication

-  Moebius SYNT-A-LUBE 9010
-  Moebius SYNT HP-1300 Sans Colorant




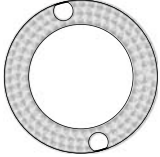
3.0 Order to assembly



For more informations: See [page 18](#)

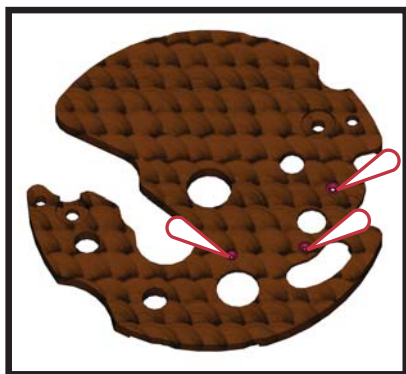
Fitting stages for calibre 2200-2202 - Assembling of mechanism 3

1.0 Parts for assembling

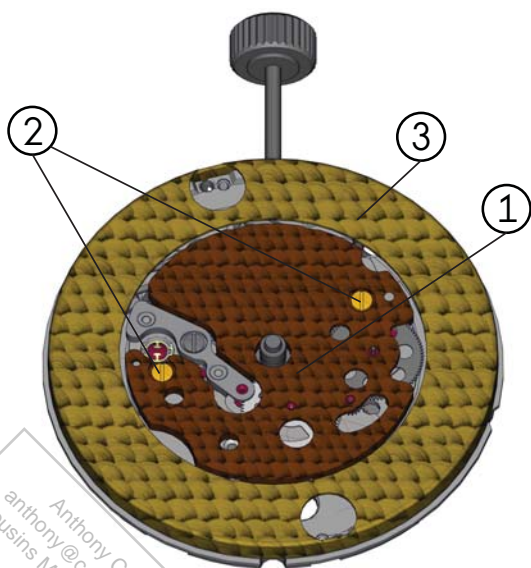
Movement holder	Additional train wheel bridge	Screw for additional train wheel bridge	Dial support
Ref. 506 0117	①	②	③
	Ref. 10050	Ref. 3514	Ref. 10106
		T	
	-----	T	-----

2.0 Pre-lubrication

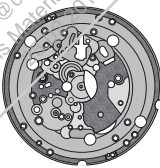
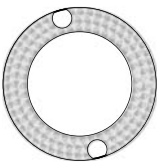



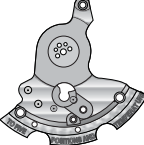










➤ Moebius SYNT-A-LUBE 9010



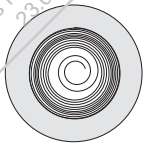





















3.0 Order to assembly



























List & Spare parts list for Calibre 2200

Moin plate, jewelled	Version	Reference	Dial support	Version	Reference
	2200A	72222001002007		2200A	722220010106
	2200B	7222200B1002007		2200B	
Barrel bridge, jewelled, assembled	Version	Reference	Dial fastener	Version	Reference
	2200A	72222001004107 722220010041N		2200A	722112010300
	2200B	7222200B1004107		2200B	
Wheel train bridge, jewelled	Version	Reference	Automatic device framework jewelled	Version	Reference
	2200A	72211201004807		2200A	72211201203007
	2200B			2200B	
Additional train wheel bridge, jewelled	Version	Reference	Automatic device lower bridge, jewelled	Version	Reference
	2200A	722220010050		2200A	72211201205107
	2200B			2200B	
Escape wheel bridge	Version	Reference	Reverser maintaining plate	Version	Reference
	2200A	722220010055		2200A	722112012124
	2200B			2200B	
Pallet bridge, jewelled	Version	Reference	Movement barrel complete	Version	Reference
	2200A	72211201005707		2200A	722112020010
	2200B			2200B	
Balance bridge	Version	Reference	Barrel drum and cover	Version	Reference
	2200A	72222001005824 722220010058N		2200A	722112020030
	2200B	7222200B1005824		2200B	
Minute train bridge	Version	Reference	Barrel arbor	Version	Reference
	2200A	722112010062		2200A	722112020060
	2200B			2200B	

List & Spare parts list for Calibre 2200


















Mainspring with sliding attachment	Version	Reference	Ratchet wheel	Version	Reference
	2200A	722112020102		2200A	722112031020
	2200B			2200B	
Oscillating weight, assembled	Version	Reference	Intermediate ratchet wheel	Version	Reference
	2200A	72222002201006		2200A	722112031021
	2200B			2200B	
Ball bearing	Version	Reference	Crown wheel	Version	Reference
	2200A	722112022040		2200A	722112031023
	2200B			2200B	
Oscillating weight bolt	Version	Reference	Intermediate crown wheel	Version	Reference
	2200A	722112022042		2200A	722112031024
	2200B			2200B	
Intermediate wheel	Version	Reference	Minute wheel	Version	Reference
	2200A	722112030012		2200A	722112031041
	2200B			2200B	
Third wheel	Version	Reference	Hour wheel, assembled	Version	Reference
	2200A	722112030025		2200A	7222200A31046**
	2200B			2200B	7222500B31046**
Second wheel	Version	Reference	Cannon pinion with driving	Version	Reference
	2200A	722220030027		2200A	722220031083*
	2200B			2200B	
Additional second wheel	Version	Reference	Setting wheel	Version	Reference
	2200A	722220030029		2200A	722112031100
	2200B			2200B	
Additional second wheel	Version	Reference	Winding pinion	Version	Reference
	2200A	7222200300304		2200A	722112031120
	2200B	7222200300304 7222200B300306		2200B	
Additional intermediate wheel	Version	Reference	Sliding pinion	Version	Reference
	2200A	722220030031		2200A	72211203111211
	2200B			2200B	
Escape wheel	Version	Reference	Reduction wheel	Version	Reference
	2200A	722220030040		2200A	722112032031
	2200B			2200B	

List & Spare parts list for Calibre 2200



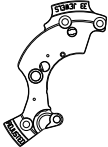
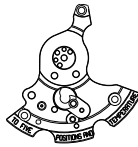

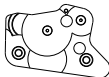


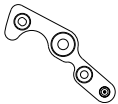
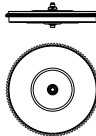






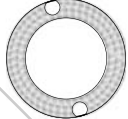

Intermediate reduction wheel	Version	Reference	Combined setting lever jumper	Version	Reference
	2200A	722112032032		2200A	722220051091
	2200B				
Ratchet wheel driving wheel	Version	Reference	Click	Version	Reference
	2200A	722112032033		2200A	722112051120
	2200B				
Reversing wheel	Version	Reference	Reverser	Version	Reference
	2200A	722112032037		2200A	722112052040
	2200B				
Pallet fork	Version	Reference	Auxiliary reverser	Version	Reference
	2200A	722112040010		2200A	722112052041
	2200B				
Timed annular balance, for shock-absorber and stud support Etachron	Version	Reference	Date corrector operating lever	Version	Reference
	2200A	72211204005021		2200A	722112053022
	2200B				
Balance staff pivoted	Version	Reference	Stop lever	Version	Reference
	2200A	72211204010021		2200A	722112056070
	2200B	-----			
Stud support Etachron	Version	Reference	Shock-absorber, balance bridge side	Version	Reference
	2200A	722112040200		2200A	722112070530
	2200B				
Two-piece regulator, with pointer, for stud support Etachron and corrector	Version	Reference	In-setting, balance bridge side	Version	Reference
	2200A	72211204030223		2200A	722112070640
	2200B				
Regulator corrector	Version	Reference	Cap jewel, balance bridge side	Version	Reference
	2200A	722112040380		2200A	722112070900
	2200B				
Winding stem	Version	Reference	Shock-absorber, spring, balance bridge side	Version	Reference
	2200A	72211205101021		2200A	722112078004
	2200B				
Yoke	Version	Reference	Shock-absorber, main plate side	Version	Reference
	2200A	722112051050		2200A	722112070531
	2200B				
Setting lever, assembled	Version	Reference	In-setting, main plate side	Version	Reference
	2200A	72211205108006		2200A	722112070641
	2200B				

* Only working winding stem! For the correct reference, use the Extranet with the reference of the watch.

























List & Spare parts list for Calibre 2200

Cap jewel, main plate side	Version	Reference	Screw for reverser maintaining plate	Version	Reference
	2200A	722112070901		2200A	72211203506
	2200B			2200B	
Shock-absorber spring, main plate side	Version	Reference	Screw for ball bearing	Version	Reference
	2200A	722112078005		2200A	72211203507
	2200B			2200B	
Centre tube	Version	Reference	Screw for click plate	Version	Reference
	2200A	722112080400		2200A	72211203509
	2200B			2200B	
Click plate at 3 o'clock	Version	Reference	Screw for casing clamp	Version	Reference
	2200A	722112081036		2200A	72211203510
	2200B			2200B	
Screw for barrel bridge	Version	Reference	Screw for additional train wheel bridge	Version	Reference
	2200A	72211203503		2200A	72222003514
	2200B			2200B	
Screw for balance bridge	Version	Reference			
	2200A	72211203503			
	2200B				
Screw for minute train bridge	Version	Reference			
	2200A	72211203503			
	2200B				
Screw for automatic device framework	Version	Reference			
	2200A	72211203503			
	2200B				
Screw for combined setting lever jumper	Version	Reference			
	2200A	72211203503			
	2200B				
Screw for pallet bridge	Version	Reference			
	2200A	72211203504			
	2200B				
Screw for automatic device lower bridge	Version	Reference			
	2200A	72211203504			
	2200B				
Screw for train wheel bridge	Version	Reference			
	2200A	72211203505			
	2200B				



























List & Spare parts list for Calibre 2202

Mc.in plate, pre-assembled	Version	Reference	Dial fastener	Version	Reference
	2202A	7222202A1002007		2202A	722112010300
	2202D	7222202D1002007		2202D	
Barrel bridge, jewelled	Version	Reference	Automatic device framework, jewelled	Version	Reference
	2202A	7222300A1004107		2202A	7222500B1203007
	2202D	7222202D1004107		2202D	7222500D1203018
Wheel train bridge, jewelled	Version	Reference	Automatic device lower bridge, jewelled	Version	Reference
	2202A	7222500B1004807		2202A	72211201205107
	2202D	7222500D1004807		2202D	
Additional train wheel bridge, jewelled	Version	Reference	Reverser maintaining plate	Version	Reference
	2202A	7222300A1005007		2202A	722112012124
	2202D			2202D	
Escape wheel bridge	Version	Reference	Barrel, complete	Version	Reference
	2202A	722220010055		2202A	722112020010
	2202D			2202D	7222500D20010
Pallet bridge, jewelled	Version	Reference	Barrel drum and cover	Version	Reference
	2202A	72225001005707		2202A	722112020030
	2202D	7222500D1005718		2202D	
Balance bridge	Version	Reference	Barrel arbor	Version	Reference
	2202A	7222300A1005824		2202A	722112020060
	2202D	7222202D1005818		2202D	
Minute train bridge	Version	Reference	Mainspring with sliding attachment	Version	Reference
	2202A	722112010062		2202A	722112020102
	2202D			2202D	7222202D20102
Dial support	Version	Reference	Oscillating weight, assembled	Version	Reference
	2202A	722220010106		2202D	7222202A2201006
	2202D			2202D	7222202D2201018

List & Spare parts list for Calibre 2202









Ball bearing	Version	Reference	Crown wheel	Version	Reference
	2202A	722112022040		2202A	722112031023
	2202D			2202D	
Ball bearing	Version	Reference	Intermediate crown wheel	Version	Reference
	2202A	722112022042		2202A	722112031024
	2202D			2202D	
Intermediate wheel	Version	Reference	Minute wheel	Version	Reference
	2202A	722112030012		2202A	722112031041
	2202D			2202D	
Third wheel	Version	Reference	Hour wheel, assembled	Version	Reference
	2202A	722112030025		2202A	7222202A31046*
	2202D			2202D	
Second wheel	Version	Reference	Cannon pinion with driving	Version	Reference
	2202A	7222300A30027		2202A	7222202A31083*
	2202D			2202D	
Additional second wheel	Version	Reference	Setting wheel	Version	Reference
	2202A	7222300A30029		2202A	722112031100
	2202D			2202D	
Additional second wheel	Version	Reference	Winding pinion	Version	Reference
	2202A	7222300A30030*		2202A	722112031120
	2202D			2202D	
Additional intermediate wheel	Version	Reference	Sliding pinion	Version	Reference
	2202A	7222200A30031		2202A	7221120311211
	2202D			2202D	
Escape wheel	Version	Reference	Reduction wheel	Version	Reference
	2202A	7222300A30039		2202A	722112032031
	2202D	7222202D30039		2202D	
Co-Axial wheel	Version	Reference	Intermediate reduction wheel	Version	Reference
	2202A	7222500C30040		2202A	722112032032
	2202D	7222500D3004019		2202D	
Ratchet wheel	Version	Reference	Ratchet wheel driving wheel	Version	Reference
	2202A	722112031020		2202A	722112032033
	2202D			2202D	
Intermediate ratchet wheel	Version	Reference	Reversing wheel	Version	Reference
	2202A	722112031021		2202A	722112032037
	2202D			2202D	

List & Spare parts list for Calibre 2202

Partlet fork	Version	Reference	Shock-absorber, main plate side	Version	Reference
	2202A	7222500C40010		2202A	7222500C70531
	2202D			2202D	
Balance with timing screws, complet	Version	Reference	In-setting, balance bridge side	Version	Reference
	2202A	7222500C4005021		2202A	7222500C70640
	2202D	7222500D4005021		2202D	
Stud support Etachron	Version	Reference	In-setting, main plate side	Version	Reference
	2202A	7222500B40200		2202A	7222500C70641
	2202D			2202D	
Winding stem	Version	Reference	Cap jewel, balance bridge side	Version	Reference
	2202A	72211205101021		2202A	722112070900
	2202D			2202D	
Yoke	Version	Reference	Cap jewel, main plate side	Version	Reference
	2202A	722112051050		2202A	722112070901
	2202D			2202D	
Setting lever, assembled	Version	Reference	Shock-absorber spring, balance bridge side	Version	Reference
	2202A	72211205108006		2202A	722112078004
	2202D			2202D	
Combined setting lever jumper	Version	Reference	Shock-absorber spring, main plate side	Version	Reference
	2202A	7222200A51091		2202A	722112078005
	2202D			2202D	
Click	Version	Reference	Center tube	Version	Reference
	2202A	722112051120		2202A	722112080400
	2202D			2202D	
Reverser	Version	Reference	Click plate	Version	Reference
	2202A	722112052040		2202A	722112081036
	2202D			2202D	
Auxiliary reverser	Version	Reference	Screw for balance bridge	Version	Reference
	2202A	722112052041		2202A	72211203503
	2202D			2202D	
Date corrector operating lever	Version	Reference	Screw for minute train bridge	Version	Reference
	2202A	722112053022		2202A	72211203503
	2202D			2202D	
Stop lever	Version	Reference	Screw for automatic device framework	Version	Reference
	2202A	7222500C56070		2202A	72211203503
	2202D	7222500D56070		2202D	
Shock-absorber, balance bridge side	Version	Reference	Screw for combined setting lever jumper	Version	Reference
	2202A	7222500C70530		2202A	72211203503
	2202D			2202D	

* Only working winding stem! For the correct reference, use the Extranet with the reference of the watch.



List & Spare parts list for Calibre 2202

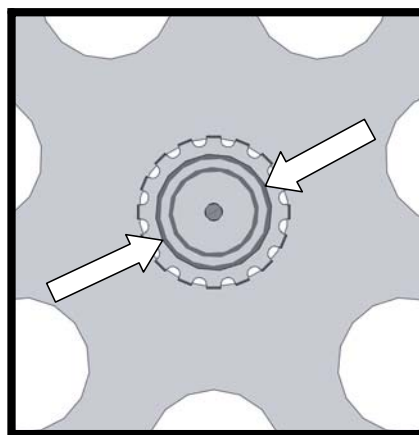
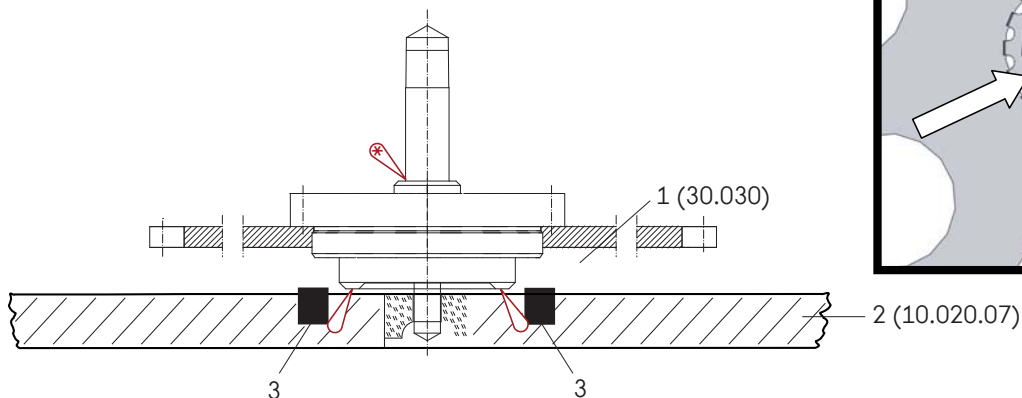
Screw for pallet bridge	Version	Reference
	2202A	72211203504
	2202D	
Screw for low automatic device	Version	Reference
	2202A	72211203505
	2202D	
Screw for reverser maintaining plate	Version	Reference
	2202A	72211203506
	2202D	
Screw for ball bearing	Version	Reference
	2202A	72211203507
	2202D	
Screw for click plate	Version	Reference
	2202A	72211203509
	2202D	
Screw for pallet bridge	Version	Reference
	2202A	72225003511
	2202D	7222500D3587
Screw for stud	Version	Reference
	2202A	72225003512
	2202D	
Screw for additional train wheel bridge	Version	Reference
	2202A	72222003514
	2202D	

1.0 Magnetic friction

Magnetic friction is used to ensure a regular movement of the seconds hand.

Verify and at the need, **before cleaning** the main plate (2), clean the fixed magnets (3) with Rodico. After cleaning the main plate (2) the cleanliness of the magnets (3) must be checked and if necessary they must be cleaned with a leather buff.

-  Moebius SYNT-A-LUBE 9010
-  Moebius SYNT-A-LUBE 9010



2.0 Hand fitting heights

	Cannon pinion with driving wheel	Hour wheel	Second wheel
Height 1 (Calibre 2200)	2,65	1,79	1,52
Height 3 (Calibre 2202)	3,25	2,29	1,77
Height 4 (Calibre 2202)	3,50	2,54	2,02
Height 6 (Calibre 2200)	3,15	2,29	1,96




* Total length of the wheel (in millimeters).





Modifications of Technical Guide for Calibre 2200-2202

Technical Guide versions			
Date of first edition:	24.02.2004	Version A	Made by: Selrom Rendav Selrom
Date of second edition:	10.03.2005	Version B	
Date of third edition:	23.02.2010	Version C	
Date of fourth edition:	19.11.2010	Version D	
Date of fifth edition:	04.04.2011	Version E	
Date of sixth edition:	27.09.2011	Version F	
Date of last edition:	15.11.2011	Version G	

Modifications of Technical Guide version D	
Old (edition C)	New (edition D)
	Old Reference: Winding stem: 7222200A5101021 New Reference: Winding stem: 72211205101021

Modifications of Technical Guide version E	
Old (edition D)	New (edition E)
Jewelled shock-absorber for balance, top, to press-in, shouldered Jewelled shock-absorber for balance bottom, to press-in, cylindrical	Shock-absorber, balance bridge side Shock-absorber, main plate side In-setting, balance bridge side In-setting, main plate side Cap jewel, balance bridge side Cap jewel, main plate side Shock-absorber spring, balance bridge side Shock-absorber spring, main plate bridge

Modifications of Technical Guide version F					
Old (edition E)			New (edition F)		
Co-Axial wheel in LIGA	Version	Reference	Co-Axial wheel	Version	Reference
	2202A	7222500C30040		2202A	7222500C30040
	2202D	7222500D3004019		2202D	7222500D3004019
All the information that are mentioned in red colour.					

Modifications of Technical Guide version G					
Old (edition F)			New (edition G)		
Hour wheel, assembled	Version	Reference	Hour wheel, assembled	Version	Reference
	2200A	722112031046***		2200A	7222200A31046**
	2200B	7222500B31046***		2200B	7222500B31046**